




Pride Craft Kit <3 Craftivism for Pride Month 2022

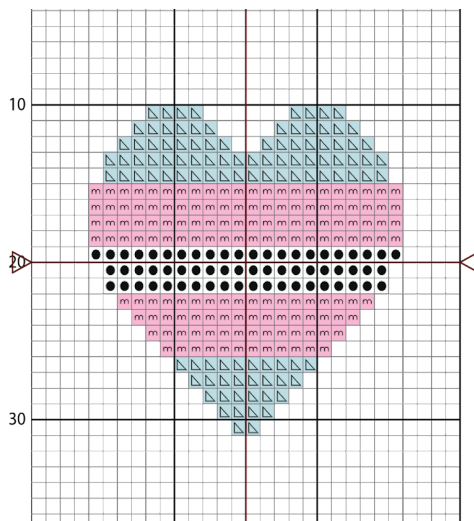
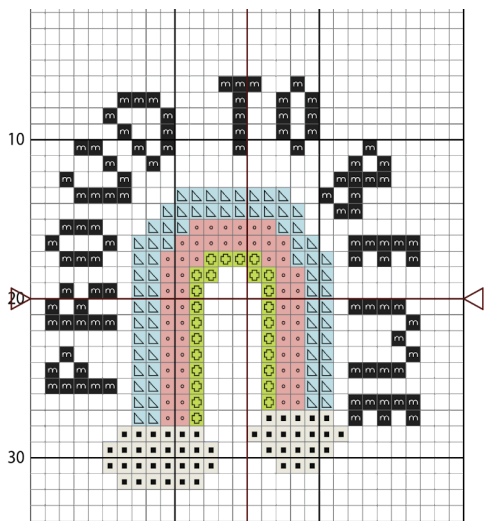
Suggested materials:

- One 3" bamboo embroidery hoop
- One size 20 tapestry needle
- One square *sparkly* aida fabric
- One sheet transfer paper
- One sheet heat'n bond adhesive
- Embroidery thread
- Scissors
- Pencil (optional)
- Pen (optional)
- Iron & ironing surface (be safe!)

Cut out these templates to trace onto your aida fabric for embroidery:



Follow these patterns for cross stitch:



You can also make your own designs on printer paper! Share with us @jenhernandezart on IG!



Project steps and tips at

<https://jenhernandezart.com/2022/05/31/embroidered-pride-patches/>

← Or scan this QR code with a smartphone